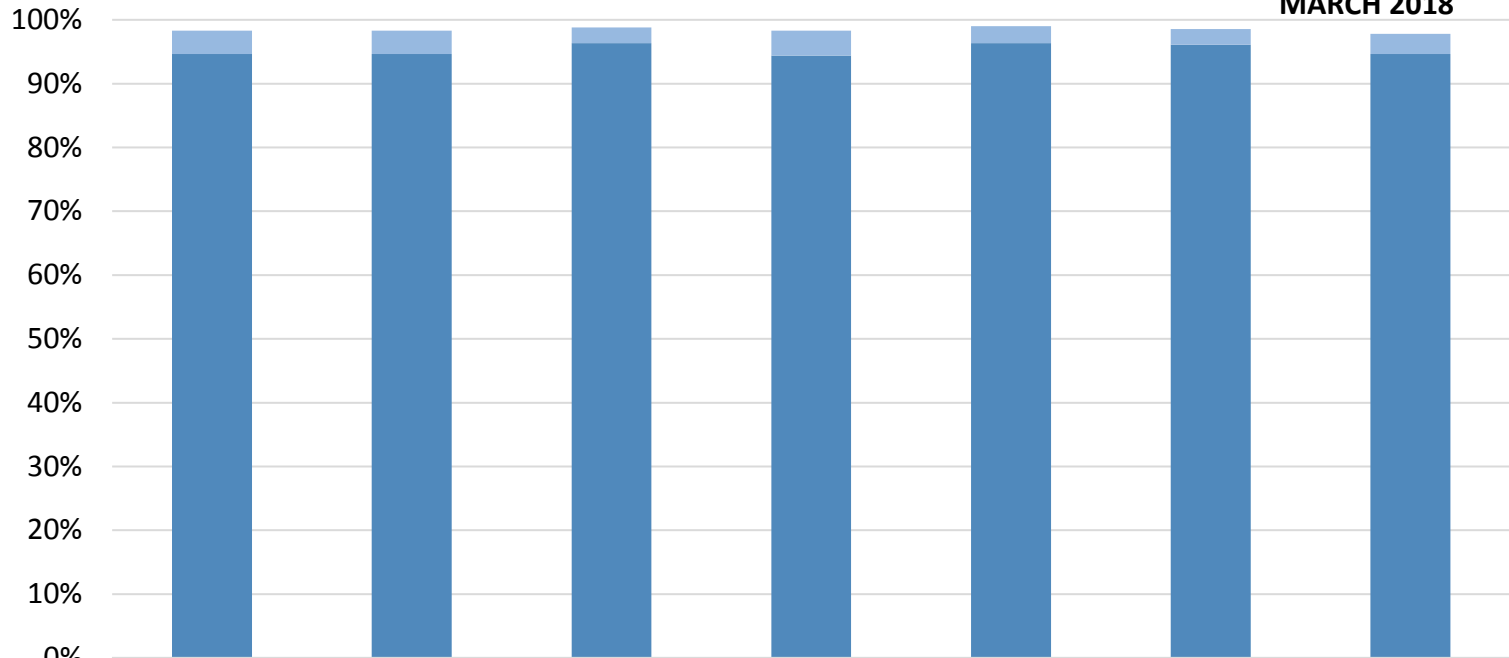


How many kids at Conger Elementary School are vaccinated?*

MARCH 2018



■ % Nonmedical Exemptions	4%	4%	2%	4%	3%	2%	3%
■ % Vaccinated	95%	95%	96%	94%	96%	96%	95%

Number of children at the school**: **410**

Percent of children with no immunization or exemption record: **0%**

Percent of children with a medical exemption for one or more vaccine(s): **0%**

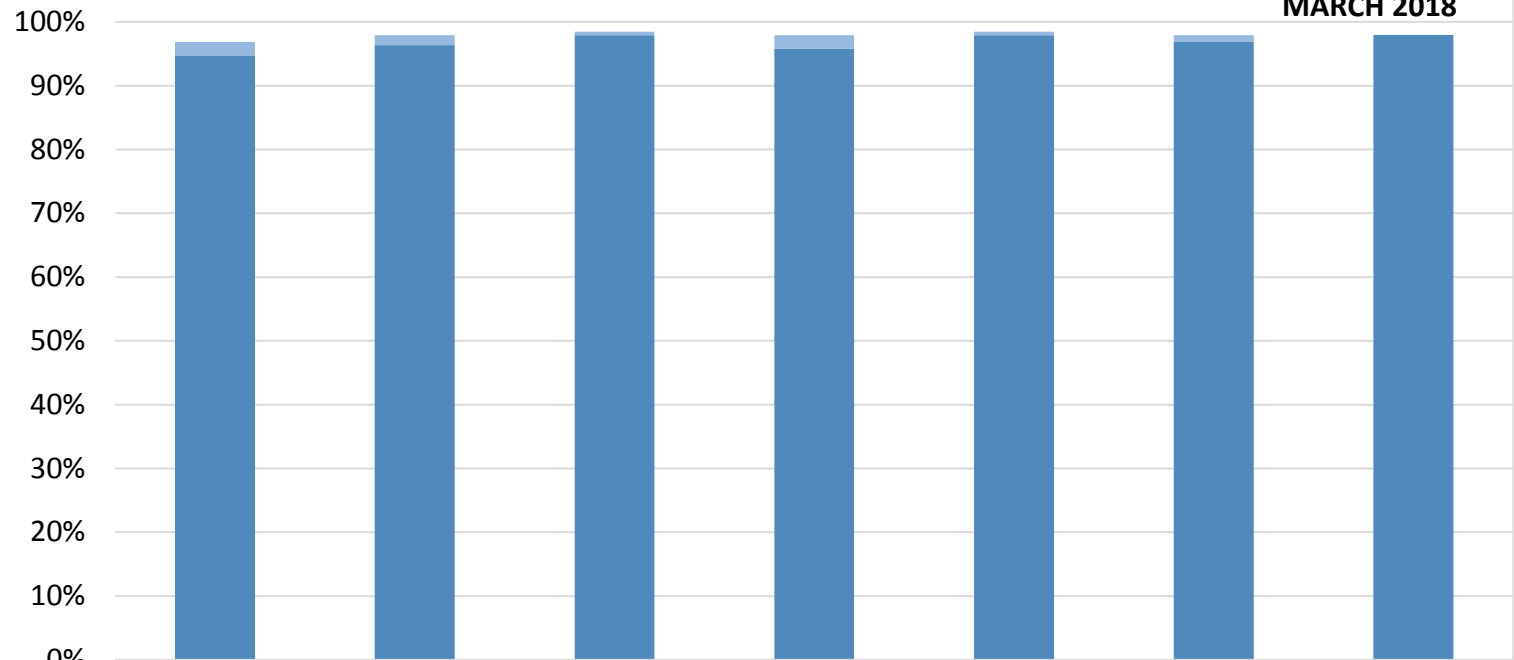
* Not all immunizations are required for all grades. These numbers may not total 100% if some children have medical exemptions, or are incomplete or in process with immunizations but do not need an exemption because they are on schedule.

There is/are also **0 child(ren) enrolled for whom immunizations are not required to be reported because their records are tracked by another site or they attend fewer than 5 days per year.

†Blanks indicate this vaccine was not required in the grades at this school, or this vaccine was required for fewer than 10 children.

How many kids at Eagle Ridge High School are vaccinated?*

MARCH 2018



■ % Nonmedical Exemptions	2%	2%	1%	2%	1%	1%	0%
■ % Vaccinated	95%	96%	98%	96%	98%	97%	98%

Number of children at the school**: **191**

Percent of children with no immunization or exemption record: **2%**

Percent of children with a medical exemption for one or more vaccine(s): **1%**

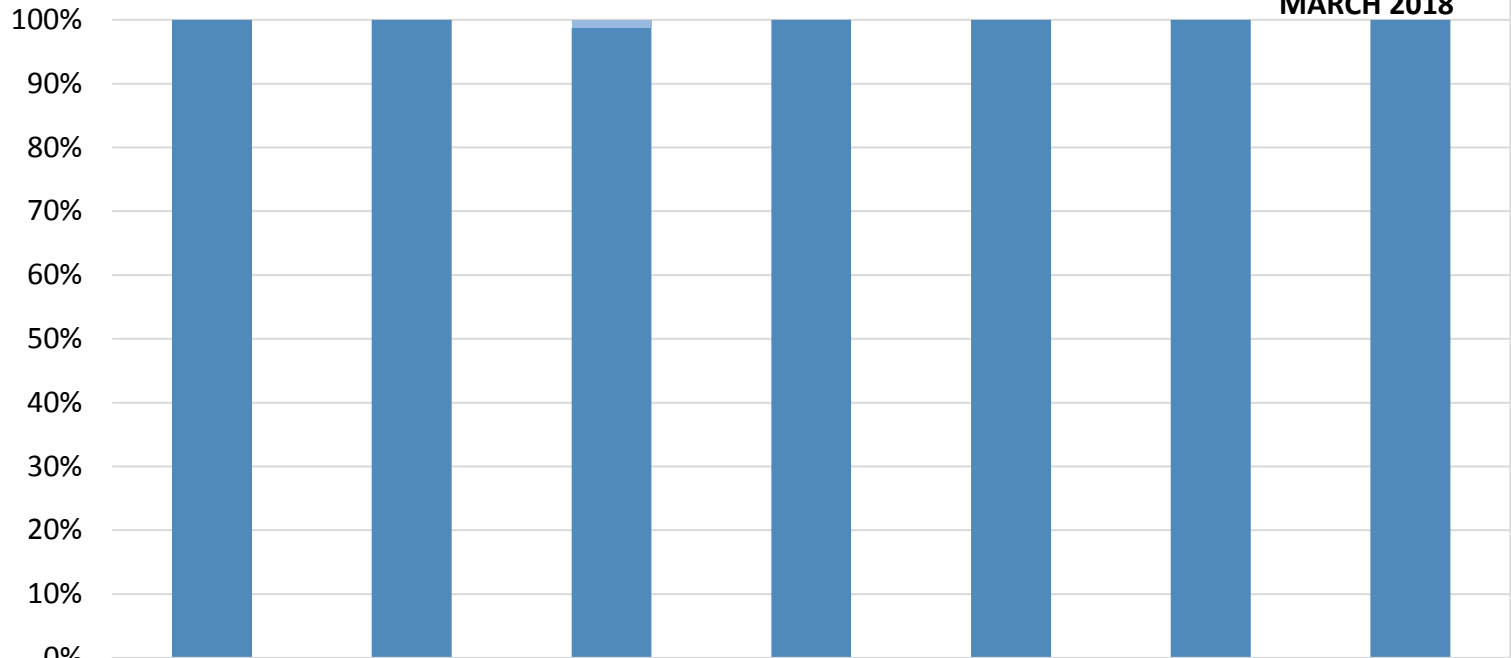
* Not all immunizations are required for all grades. These numbers may not total 100% if some children have medical exemptions, or are incomplete or in process with immunizations but do not need an exemption because they are on schedule.

There is/are also **0 child(ren) enrolled for whom immunizations are not required to be reported because their records are tracked by another site or they attend fewer than 5 days per year.

†Blanks indicate this vaccine was not required in the grades at this school, or this vaccine was required for fewer than 10 children.

How many kids at Klamath Learning Center are vaccinated?*

MARCH 2018



	DTaP/Tdap	Polio	Varicella	Measles	Mumps/ Rubella	HepB	HepA†
■ % Nonmedical Exemptions	0%	0%	1%	0%	0%	0%	0%
■ % Vaccinated	100%	100%	99%	100%	100%	100%	100%

Number of children at the school**: **85**

Percent of children with no immunization or exemption record: **0%**

Percent of children with a medical exemption for one or more vaccine(s): **0%**

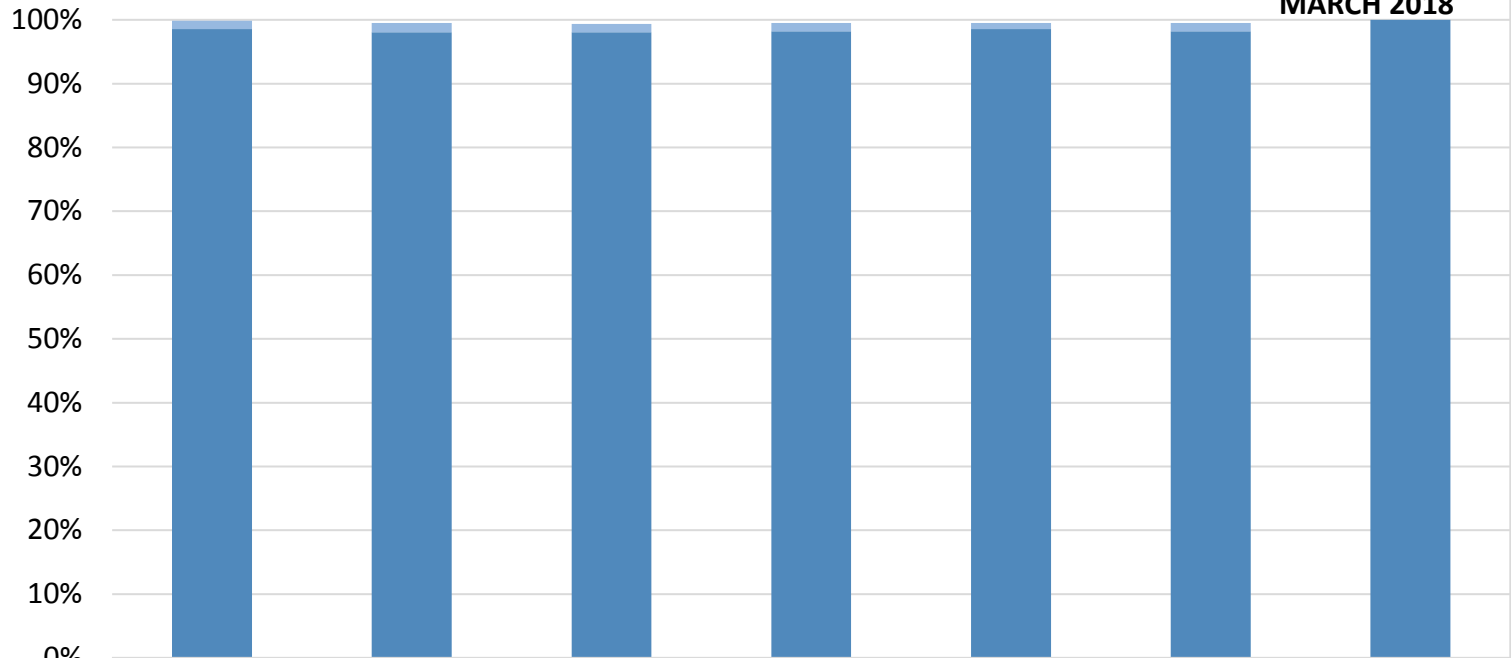
* Not all immunizations are required for all grades. These numbers may not total 100% if some children have medical exemptions, or are incomplete or in process with immunizations but do not need an exemption because they are on schedule.

There is/are also **4 child(ren) enrolled for whom immunizations are not required to be reported because their records are tracked by another site or they attend fewer than 5 days per year.

†Blanks indicate this vaccine was not required in the grades at this school, or this vaccine was required for fewer than 10 children.

How many kids at Klamath Union High School are vaccinated?*

MARCH 2018



■ % Nonmedical Exemptions	1%	1%	1%	1%	1%	1%	0%
■ % Vaccinated	99%	98%	98%	98%	99%	98%	100%

Number of children at the school**: **617**

Percent of children with no immunization or exemption record: **0%**

Percent of children with a medical exemption for one or more vaccine(s): **0%**

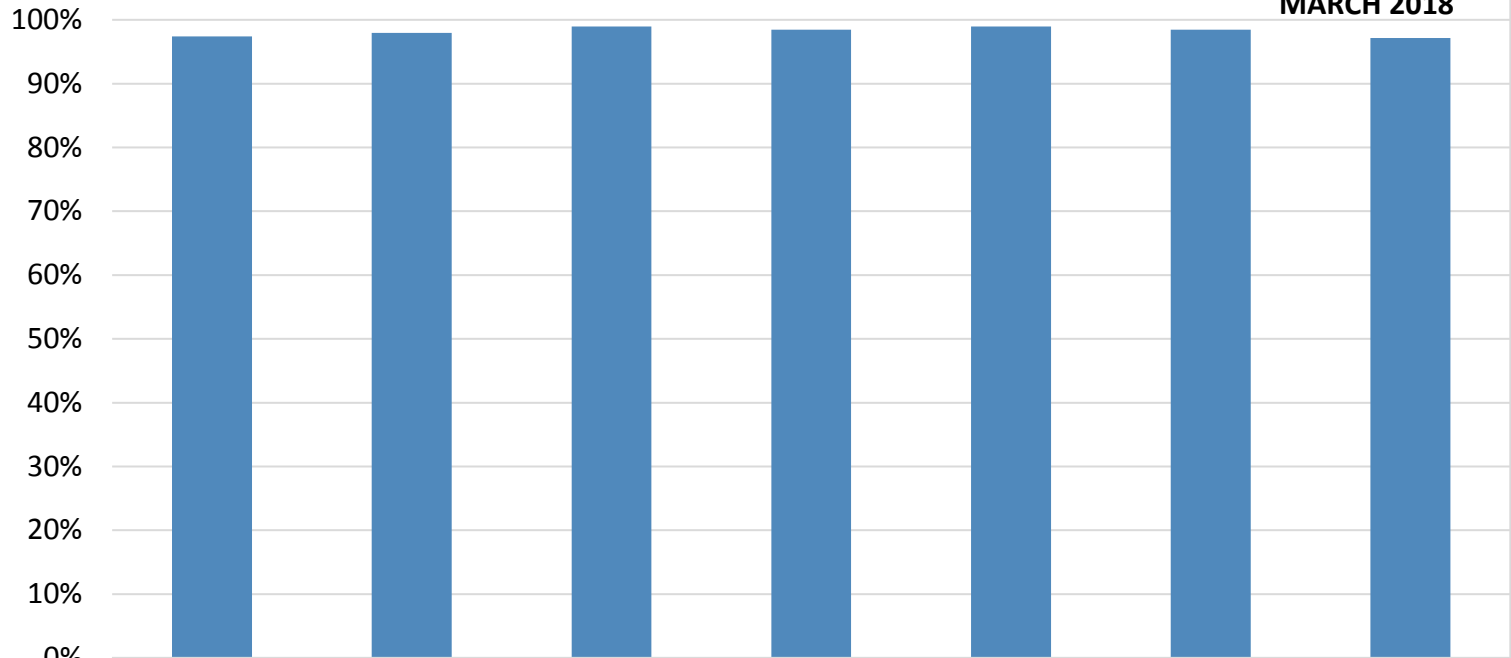
* Not all immunizations are required for all grades. These numbers may not total 100% if some children have medical exemptions, or are incomplete or in process with immunizations but do not need an exemption because they are on schedule.

There is/are also **0 child(ren) enrolled for whom immunizations are not required to be reported because their records are tracked by another site or they attend fewer than 5 days per year.

†Blanks indicate this vaccine was not required in the grades at this school, or this vaccine was required for fewer than 10 children.

How many kids at Mills Elementary School are vaccinated?*

MARCH 2018



	DTaP/Tdap	Polio	Varicella	Measles	Mumps/ Rubella	HepB	HepA†
■ % Nonmedical Exemptions	0%	0%	0%	0%	0%	0%	0%
■ % Vaccinated	97%	98%	99%	98%	99%	98%	97%

Number of children at the school**: **387**

Percent of children with no immunization or exemption record: **1%**

Percent of children with a medical exemption for one or more vaccine(s): **0%**

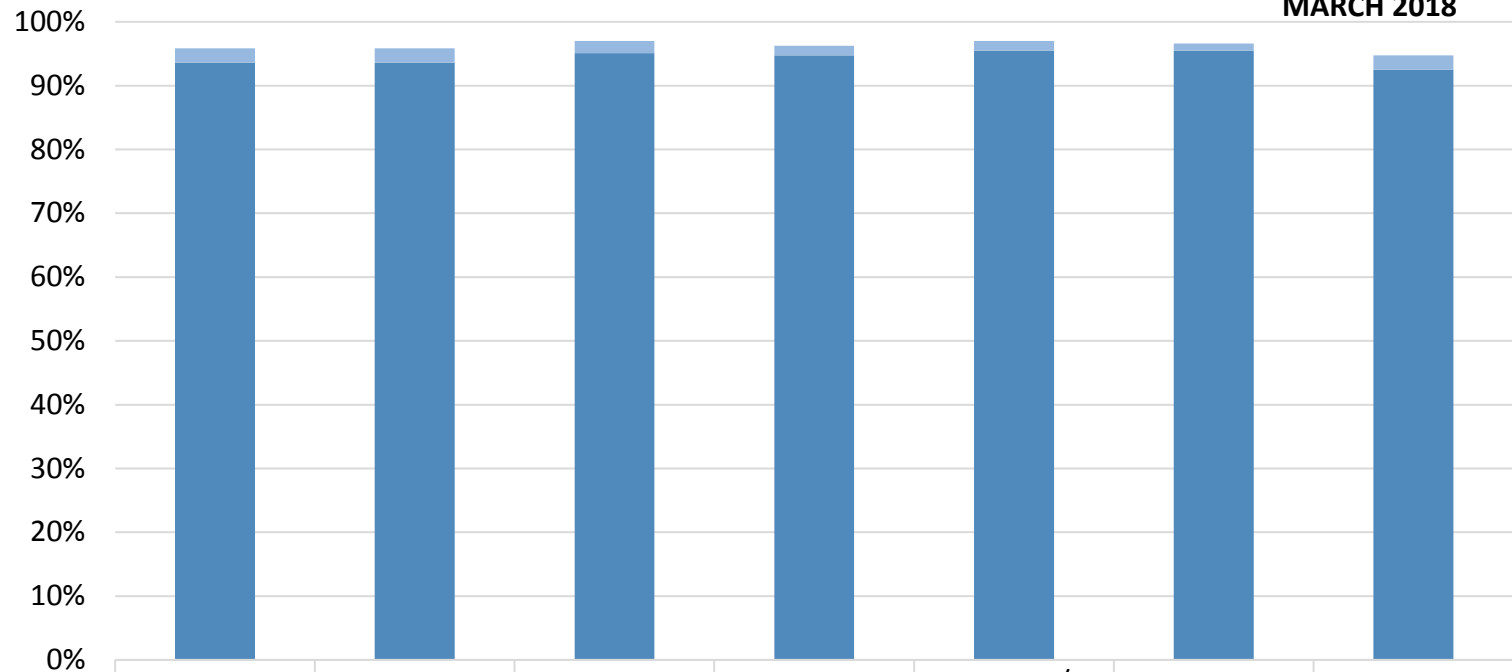
* Not all immunizations are required for all grades. These numbers may not total 100% if some children have medical exemptions, or are incomplete or in process with immunizations but do not need an exemption because they are on schedule.

There is/are also **0 child(ren) enrolled for whom immunizations are not required to be reported because their records are tracked by another site or they attend fewer than 5 days per year.

†Blanks indicate this vaccine was not required in the grades at this school, or this vaccine was required for fewer than 10 children.

How many kids at Pelican Elementary School are vaccinated?*

MARCH 2018



■ % Nonmedical Exemptions

■ % Vaccinated

2%

2%

2%

2%

2%

1%

2%

94%

94%

95%

95%

95%

95%

92%

Number of children at the school**: **266**

Percent of children with no immunization or exemption record: **3%**

Percent of children with a medical exemption for one or more vaccine(s): **0%**

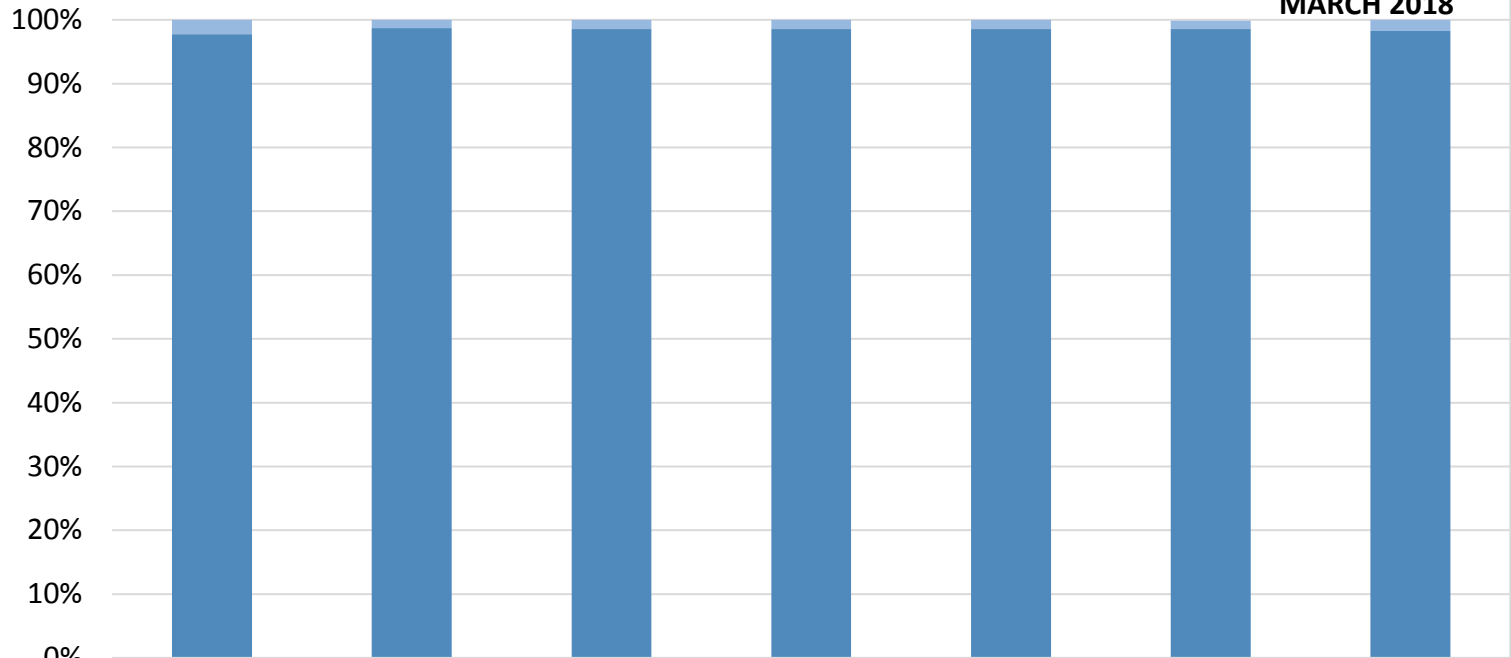
* Not all immunizations are required for all grades. These numbers may not total 100% if some children have medical exemptions, or are incomplete or in process with immunizations but do not need an exemption because they are on schedule.

There is/are also **0 child(ren) enrolled for whom immunizations are not required to be reported because their records are tracked by another site or they attend fewer than 5 days per year.

†Blanks indicate this vaccine was not required in the grades at this school, or this vaccine was required for fewer than 10 children.

How many kids at PONDEROSA MIDDLE SCHOOL are vaccinated?*

MARCH 2018



■ % Nonmedical Exemptions	2%	1%	1%	1%	1%	1%	2%
■ % Vaccinated	98%	99%	99%	99%	99%	99%	98%

Number of children at the school**: **629**

Percent of children with no immunization or exemption record: **0%**

Percent of children with a medical exemption for one or more vaccine(s): **0%**

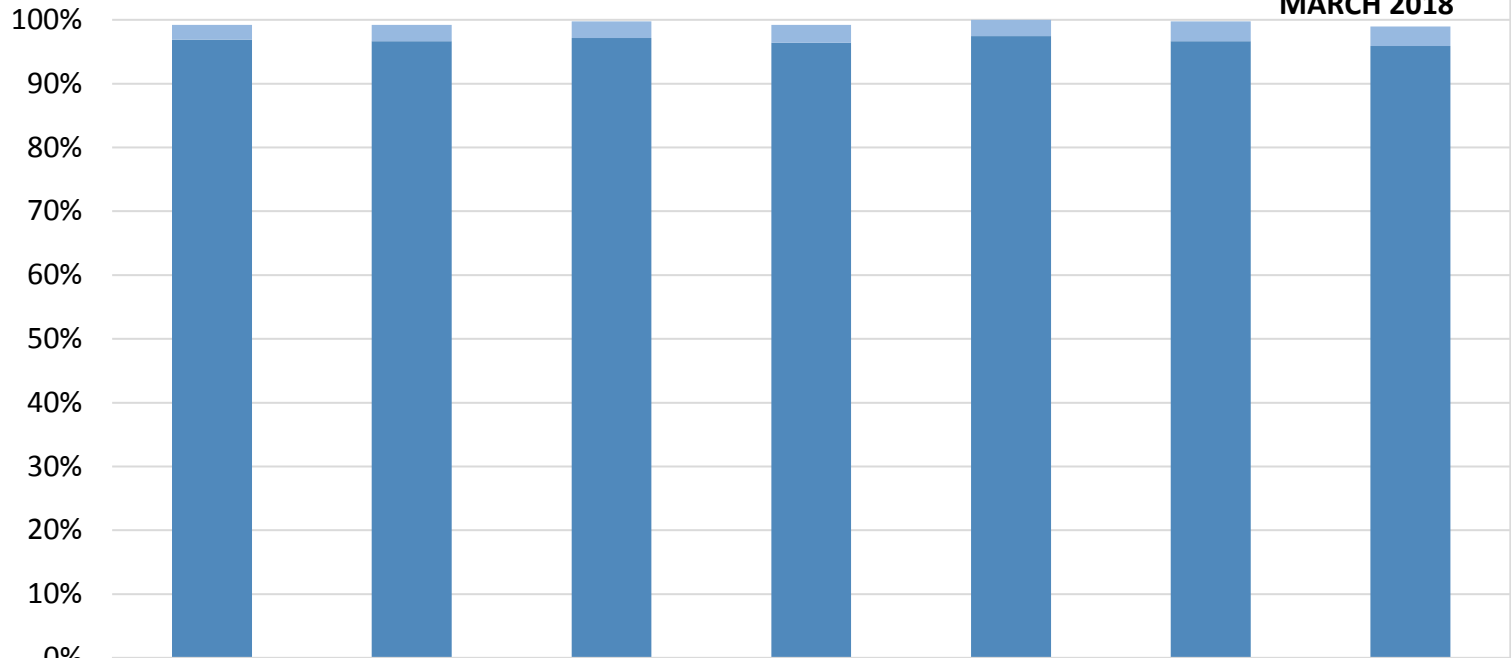
* Not all immunizations are required for all grades. These numbers may not total 100% if some children have medical exemptions, or are incomplete or in process with immunizations but do not need an exemption because they are on schedule.

There is/are also **0 child(ren) enrolled for whom immunizations are not required to be reported because their records are tracked by another site or they attend fewer than 5 days per year.

†Blanks indicate this vaccine was not required in the grades at this school, or this vaccine was required for fewer than 10 children.

How many kids at Roosevelt Elementary School are vaccinated?*

MARCH 2018



	DTaP/Tdap	Polio	Varicella	Measles	Mumps/ Rubella	HepB	HepA†
■ % Nonmedical Exemptions	2%	3%	3%	3%	3%	3%	3%
■ % Vaccinated	97%	97%	97%	96%	97%	97%	96%

Number of children at the school**: **389**

Percent of children with no immunization or exemption record: **0%**

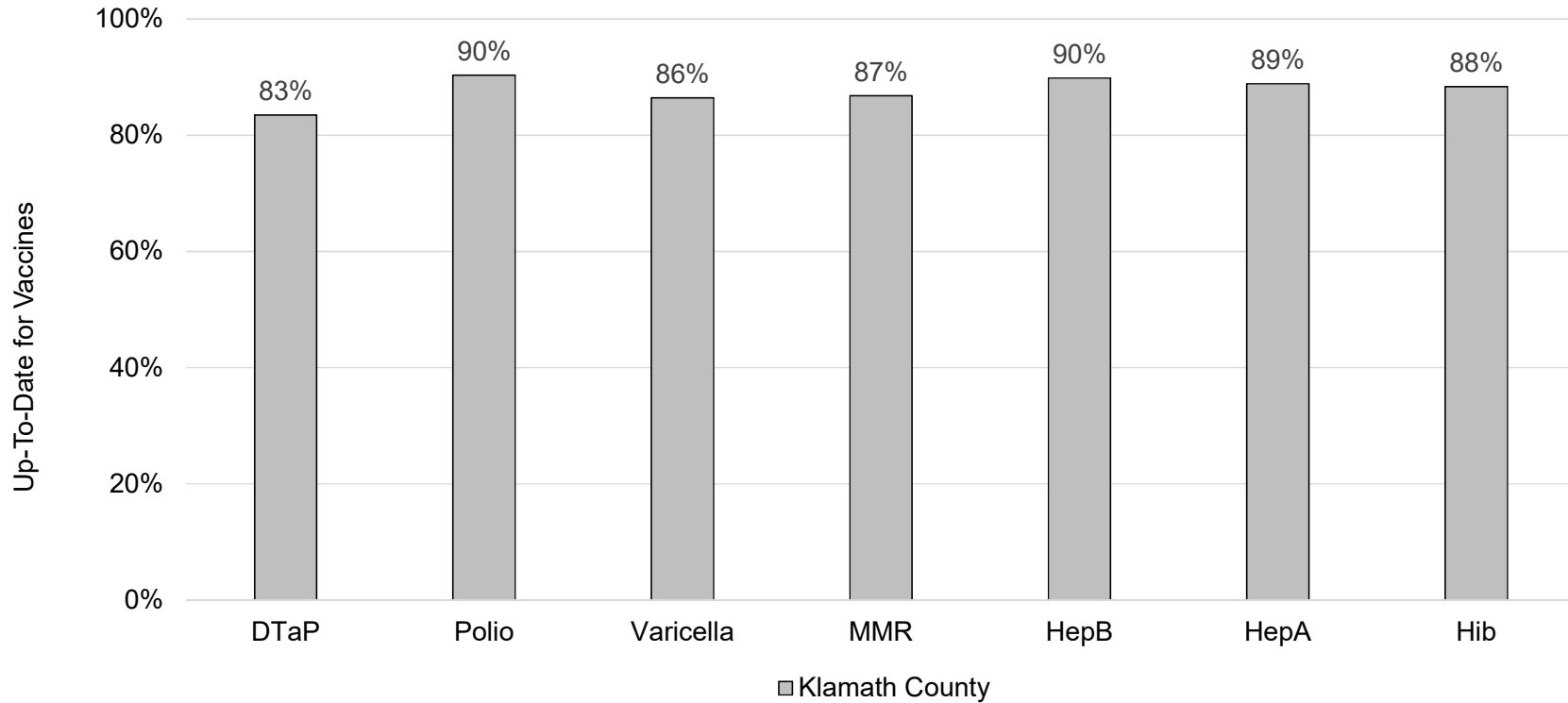
Percent of children with a medical exemption for one or more vaccine(s): **0%**

* Not all immunizations are required for all grades. These numbers may not total 100% if some children have medical exemptions, or are incomplete or in process with immunizations but do not need an exemption because they are on schedule.

There is/are also **0 child(ren) enrolled for whom immunizations are not required to be reported because their records are tracked by another site or they attend fewer than 5 days per year.

†Blanks indicate this vaccine was not required in the grades at this school, or this vaccine was required for fewer than 10 children.

How many kids younger than school-age* are up-to-date on vaccines in your county?



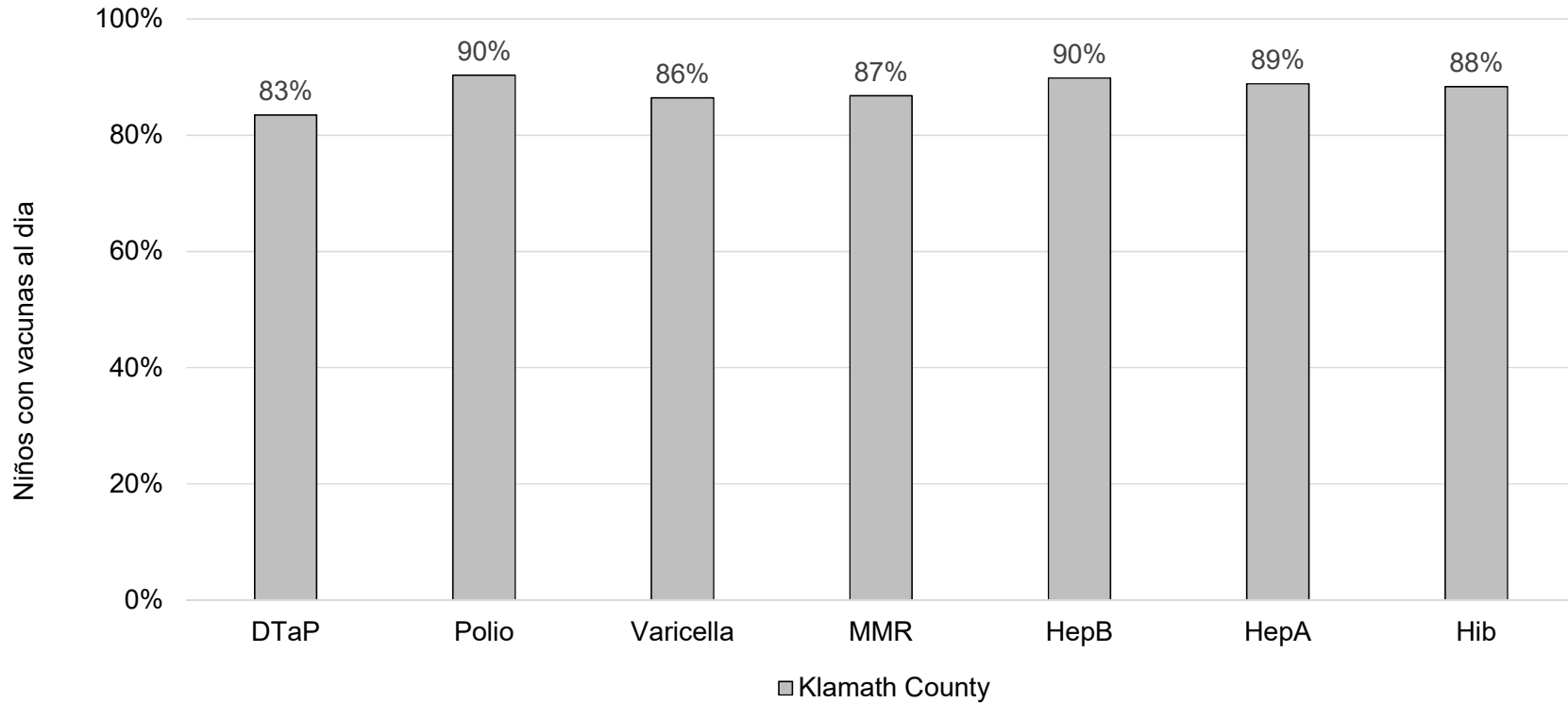
*Children age 19 months as of 01/17/2018 through 5 years as of 09/01/2017

Assessment date: 03/05/2018

Data source: Oregon Alert IIS



Cuántos niños menores de edad escolar* están al día con vacunas en su condado?



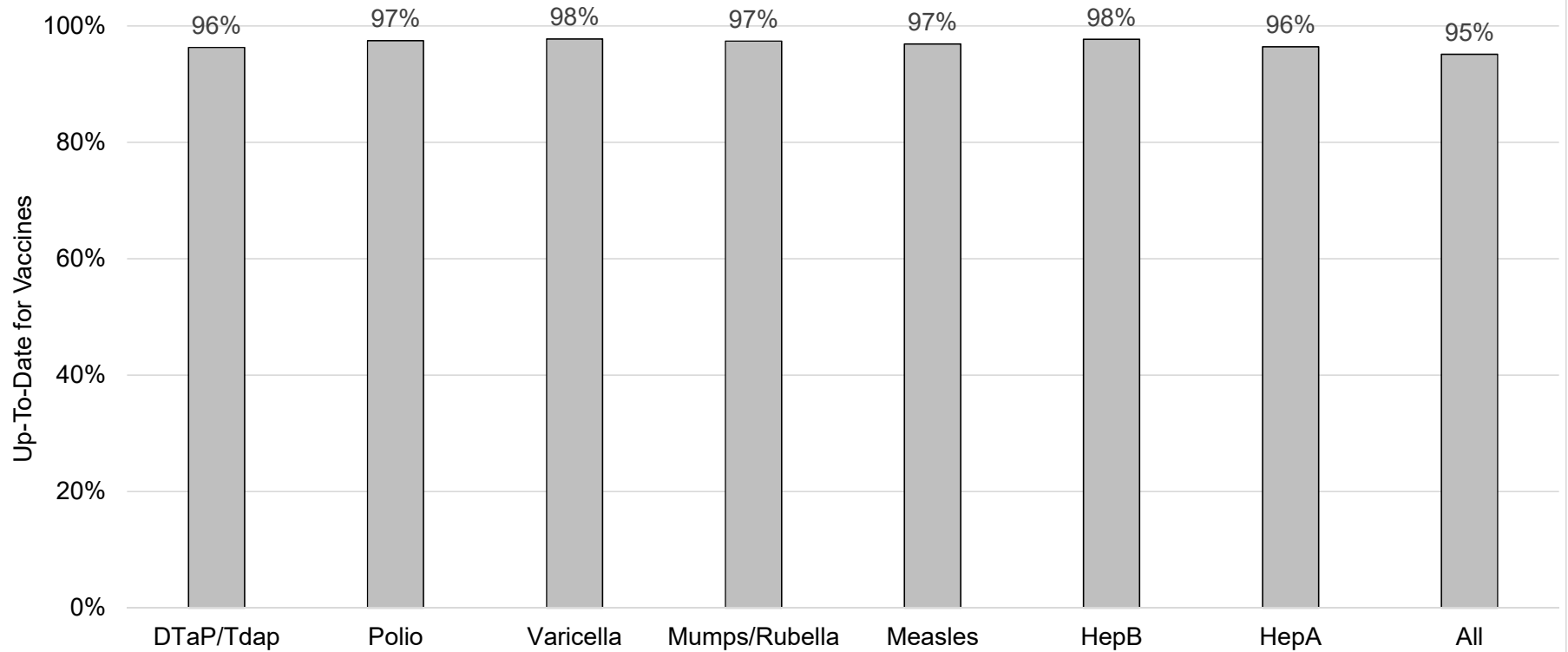
*Niños de 19 meses de edad en 07/01/2018 hasta 5 años de edad efectivo

Fecha de evaluación: 05/03/2018

Fuente de datos: Oregon Alert IIS



How many school-age kids* are up-to-date on vaccines in your county?



*Kindergarten through 12th grade

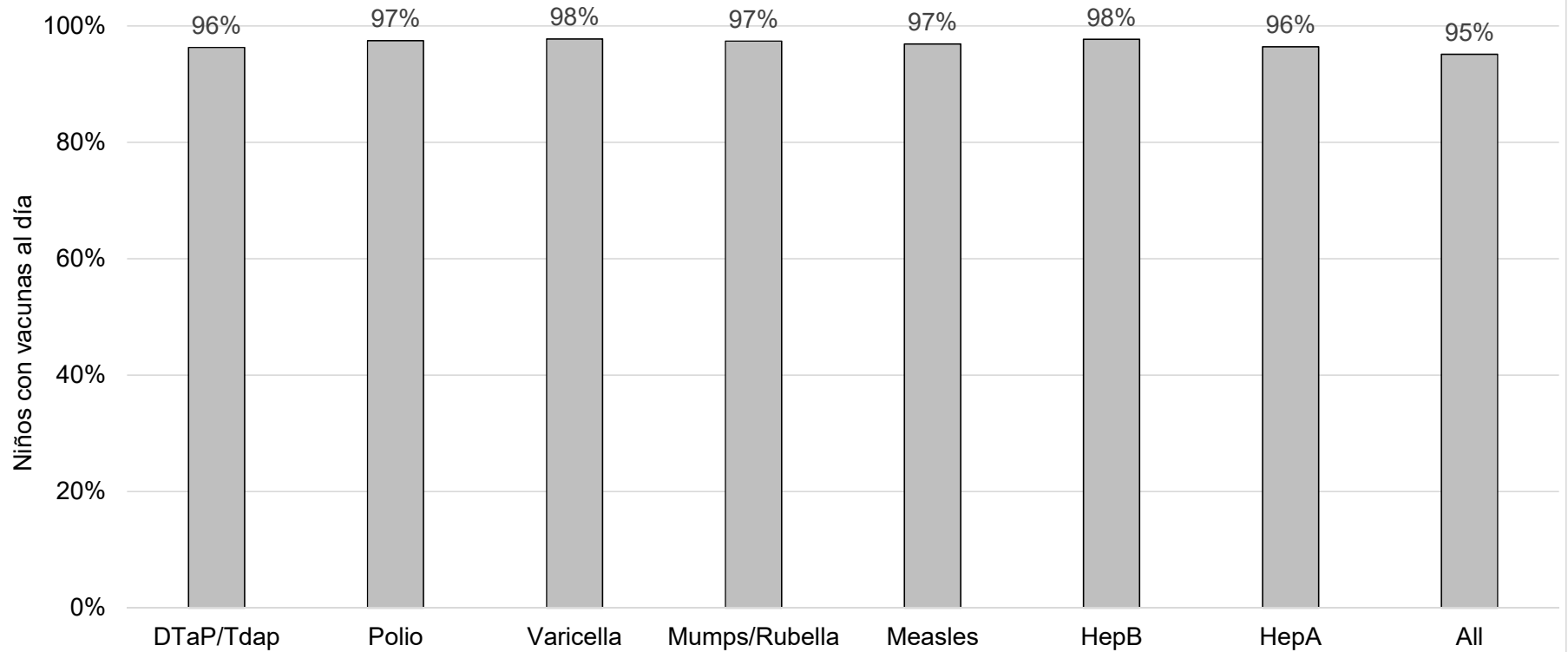
Assessment date: 03/05/2018

Data source: Immunization Primary Review Summary Reports

■ Klamath County



¿Cuántos niños en edad escolar* están al día con las vacunas en su condado?



■ Klamath County

* Jardín de infancia hasta el grado 12

Fecha de evaluación: 05/03/2018

Fuente de datos: Informes de Resumen de Inmunización Primaria

