

FROM THE PRINCIPAL

Dear Parents and Community Members,

The 2015-16 school year proved to be another year of progress for Ponderosa Middle School. While an overall school rating is not available this year, it is encouraging to see that students at Ponderosa are increasing their learning at an above average rate. Our overall performance level remains below the state average, and as such, remains an area of focus. However, the hard work of the Ponderosa community is bearing fruit, and we are so proud of the efforts of all.

Two areas where we have seen sizable improvement over the past few years are attendance and language arts. In language arts, our students have improved their rate of growth by 17 percentile points over the past three years. This rate of growth is fantastic. Similarly, the percentage of students attending 90% or more days has increased nearly four percent during that same four year period. That means

that 26 students more students were not chronically absent last year compared to 2012-13. These are also fantastic results.

While we are excited by our improvements, we still have areas for improvement. We would like to see more students meeting grade level targets in Language Arts and Math, and we would like to see fewer students chronically absent. I am confident that if we work together as a Ponderosa community, we can meet those improvement targets.

Go Bobcats!

Thank you,

Principal | Daymond Monteith

SCHOOL PROFILE

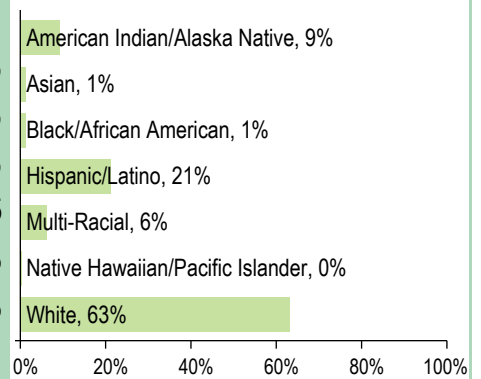
ENROLLMENT 2015-16 614

MEDIAN CLASS SIZE	School	Oregon
English Language Arts	24.0	24.0
Mathematics	23.0	24.0
Science	25.0	26.0
Social Studies	25.5	27.0
Self-Contained	--	--

SELECTED DEMOGRAPHICS

Economically Disadvantaged	70%
Students with Disabilities	16%
Ever English Learner	10%
Different Languages Spoken	5
Regular Attenders	80.1%
Mobile Students	18.4%

STUDENTS



IMMUNIZATION RATES

Percent of students with all required vaccines: 98 (Visit www.healthoregon.org/immdata for more information.)

Percent of students without all required vaccines: 2

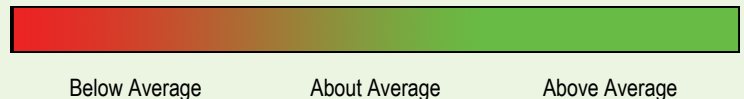
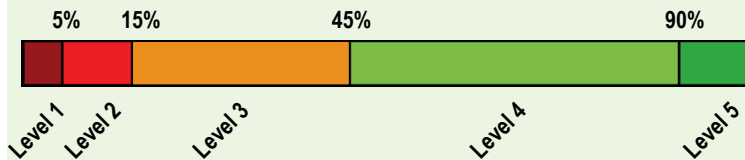
(This value includes students with medical exemptions, nonmedical exemptions, no immunization records, or up-to-date but incomplete immunization records.)

*, <5, and >95 are displayed when data are unavailable or to protect student confidentiality.

*** indicates that this school offered lunch at no charge to all students.

OVERALL SCHOOL RATING

Given the recent passage of the Every Student Succeeds Act (ESSA) and the expiration of Oregon's ESEA flexibility waiver on August 1, 2016, the State of Oregon will not assign ratings (i.e., overall and comparison school ratings) to schools for the 2015-16 school year.



PROGRESS ARE STUDENTS MAKING ADEQUATE GAINS OVER TIME?

SCHOOL PERFORMANCE

Performance of students enrolled in the school for a full academic year

Did at least 95% of the students at this school take required assessments? Yes No, Interpret Results with Caution
Participation rate criteria are in place to ensure schools test all eligible students.

The Smarter Balanced and alternate assessments have four performance levels where levels 3 and 4 are meeting the standard for school and district accountability.

See report cards from previous years to view historical OAKS performance data.

	School Performance (%)			School Performance (%)	Oregon Performance (%)	Like-School Average (%)
	2012-13	2013-14	2014-15	2015-16	2015-16	2015-16
English Language Arts (Administered statewide in grades: 3-8, 11)				Level 1	Level 2	Levels 3 & 4
All students in tested grades	2014-15 was the first operational year of the new English language arts assessment.			47.1 26.5 26.5	47.5 24.8 27.7	56.7 23.5 19.7
Mathematics (Administered statewide in grades: 3-8, 11)				Level 1	Level 2	Levels 3 & 4
All students in tested grades	2014-15 was the first operational year of the new mathematics assessment.			32.2 31.6 36.2	33.8 29.3 36.9	42.8 27.5 29.7
Science (Administered statewide in Grades: 5, 8, 11)				Did not meet	Met	Exceeded
All students in tested grades	62.6	59.3	55.2	48.3	63.8	66.5
	10.8 51.8 37.4	7.5 51.8 40.7	5.7 49.5 44.8	7.8 40.6 51.7	11.6 52.2 36.2	10.7 55.9 33.5

Visit www.ode.state.or.us/go/data for additional assessment results.

*, <5, and >95 are displayed when the data must be suppressed to protect student confidentiality.

OUTCOMES FOR KEY STUDENT GROUPS AT THIS SCHOOL COMPARED TO THE SAME GROUPS STATEWIDE

STUDENT GROUP OUTCOMES

	School Performance (%)	Oregon Performance (%)	Like-School Average (%)	School Performance (%)	Oregon Performance (%)	Like-School Average (%)	School Performance (%)	Oregon Performance (%)	Like-School Average (%)
Economically Disadvantaged				American Indian/Alaska Native			Native Hawaiian/Pacific Islander		
Eng. Lang. Arts	35.3	44.1	48.9	Eng. Lang. Arts	28.8	38.9	48.3	Eng. Lang. Arts	*
Mathematics	21.5	29.5	30.8	Mathematics	19.2	25.1	30.0	Mathematics	*
Science	32.8	52.7	60.7	Science	47.1	48.6	58.3	Science	*
English Learners				Asian			White		
Eng. Lang. Arts	28.6	37.0	39.8	Eng. Lang. Arts	*	75.5	72.5	Eng. Lang. Arts	52.8
Mathematics	17.5	24.8	22.5	Mathematics	*	70.0	58.0	Mathematics	41.0
Science	23.1	38.1	43.0	Science	*	73.3	69.1	Science	56.0
Students with Disabilities				Black/African American			Female		
Eng. Lang. Arts	7.7	20.1	18.7	Eng. Lang. Arts	*	34.4	48.0	Eng. Lang. Arts	52.1
Mathematics	5.6	14.6	13.2	Mathematics	*	20.6	24.8	Mathematics	34.5
Science	20.0	30.8	30.9	Science	*	35.7	44.1	Science	42.3
Migrant				Hispanic/Latino			Male		
Eng. Lang. Arts	30.9	31.4	38.5	Eng. Lang. Arts	37.6	39.7	44.9	Eng. Lang. Arts	43.7
Mathematics	17.6	19.1	22.5	Mathematics	19.2	25.0	26.3	Mathematics	33.2
Science	28.0	33.3	43.9	Science	34.9	43.6	50.0	Science	52.9
Talented and Gifted				Multi-Racial					
Eng. Lang. Arts	90.3	95.4	>95	Eng. Lang. Arts	53.3	61.0	56.7		
Mathematics	83.3	94.3	94.7	Mathematics	32.1	46.4	38.7		
Science	94.1	97.2	>95	Science	33.3	69.0	71.2		

*, <5, and >95 are displayed when the data must be suppressed to protect student confidentiality.

CURRICULUM & LEARNING ENVIRONMENT WHAT IS THIS SCHOOL DOING TO IMPROVE STUDENT LEARNING AND TO PREPARE STUDENTS FOR THE FUTURE?

SCHOOL READINESS

Supporting students' social and emotion health is a critical component in supporting the overall child. Supports at Ponderosa include:

- Full Time School Counselor
- Klamath Basin Behavioral Health
- Project Change

- PBIS
- Daily Breakfast
- Small Learning Communities for 6th grade
- Character Education
- Mentoring

ACADEMIC SUPPORT

Learning is not a process that occurs at the same rate for all learners. Understanding this is key to providing an effective intervention system for struggling learners. Most of our academic support systems involve providing additional learning time for those students who need it. The academic support systems in place for student at Ponderosa Middle School include:

- "Double Dose" classes in reading and math
- AVID
- 21st Century Learning Communities After School Program
- Summer School
- Study Lunch
- English Language Development
- Wednesday Tutorial

ACADEMIC ENRICHMENT

Ponderosa Middle School offers a variety of opportunities for students to extend their learning beyond the classroom, as well as to stretch the learning that occurs within the classroom. These enrichment activities include:

- Chess Club
- Math Counts
- Battle of the Books
- AVID Club
- Engineering Club
- Robotics
- 21st Century Learning Communities After School Program
- Advanced English
- Advanced Math
- Advanced Science
- Algebra
- Career Education
- Junior Achievement

CAREER & TECHNICAL EDUCATION

This section does not apply to Ponderosa Middle School.

EXTRA-CURRICULAR ACTIVITIES/ AFTER SCHOOL PROGRAMS

Ponderosa Middle School provides a variety of extra-curricular opportunities. Some of these are school sponsored and some are partnerships with community agencies. All provide great opportunities for students to be involved outside of the school day. Our activities include:

- Cross Country
- Volleyball
- Basketball

- Track and Field
- Chess Club
- Robotics
- Engineering Club
- Math Counts
- Battle of the Books

Data and information in the Curriculum and Learning Environment section were provided by local schools and districts, and were not verified by the Oregon Department of Education.